

Mr. Green Pony Finds a Friend

by Lisa Venable (Grammy Lisa)

Educational Activities Include:


- 1) Story Sequencing & Memory Activity
- 2) Story Discussion Questions
- 3) Nature Activities
- 4) Coloring Pages: Barn Coloring Page

****PLEASE DO NOT DUPLICATE! More at mrgreenpony.com**

Mr. Green Pony Finds a Friend

Educational Activity #1

Story Sequencing & Memory



You'll Need: print out of "Finds a Friend" story images, Barn coloring page, scissors, crayons, glue

Story Sequencing:




- Cut out story images and lay next to the Barn scene.
- Ask the memory questions below:

Memory Questions:

- Where did Mr. Green Pony live? (on a farm)
- What farm animals lived there? (chickens, cows, goats)
- Why did Mr. Green Pony need a friend? (no one to play with)
- What did Maya do when Mr. Green Pony came to her door? (found him a doll in her toy box)
- Where did Mr. Green Pony grow up? (in forest w/trees)
- Was there a carrot in the story? (no) Corn? (no)
- Was there a chicken (yes) Cow? (yes) Doll? (yes)

Ask child to choose the story images that **were** in the story, cut them out and place on the Barn scene; paste and/or color. Child can draw Maya as desired! (no image provided)


Finds a Friend **Story Images**



Mr. Green Pony Finds a Friend

Educational Activity #2

Story Discussion Questions



After Story Discussion:

Mr. Green Pony Themes: Kind, Brave & Green:

- In this story, how is Maya kind? (Shares her toys, is a friend)
- How is Mr. Green Pony brave? (doesn't give up; keeps looking for a friend)
- How is Mr. Green Pony kind to himself? (doesn't take other horses mean behavior personally)
- Why is Mr. Green Pony green? (grew up with trees)

Reinforce the lesson throughout the day.

Examples:

I appreciate how you treat ____ so nicely!

Thanks for including him/her in your playtime.

Mr. Green Pony Finds a Friend

Educational Activity #3

Nature Activities



Nature Activities:

Unstructured play time in nature is highly valuable for young children. Take your child outdoors if possible and ask them what they see or hear in nature. ENGAGE THEIR CURIOSITY!

Nature teaches children about resiliency, observation, survival and adventure! Nature offers children LIVE, tactile experiences critical to brain development. Engage child less in passive screen-time and more into real live experiences!

Activity ideas:

- Explore farm and forest animals live or in books.
- Think of ways to make friends with nature.
- Engage child in new discoveries in nature engaging their curiosity about bugs, trees, birds, earthworms, etc.
- Look for nature programs for young children at area parks.

You can also ask children questions like:

"Where do ponies or horses live?"

"What do you see on a farm?"

"How can we be friends with nature?"

Barn Coloring Scene

